

# ***BOSE***<sup>®</sup>



## **BOSE<sup>®</sup> OE2 AUDIO HEADPHONES**

Owner's Guide | Brugervejledning | Bedienungsanleitung  
Guía de usuario | Notice d'utilisation | Manuale di istruzioni  
Felhasználói útmutató | Gebruiksaanwijzing | Podręcznik użytkownika  
Omistajan opas | Bruksanvisningen | คู่มือผู้ใช้ | 사용자 안내서  
用戶指南 | 使用者指南 | オーナーズガイド | دليل المالك

# Safety Information

---

## Please read this owner's guide

Please take the time to follow the instructions in this owner's guide carefully. It will help you set up and properly use your new headphones. Please save this owner's guide for future reference.

### CAUTIONS:

- Long-term exposure to loud music may cause hearing damage. Please avoid extreme volume when using headphones, especially for extended periods.
- Do not use headphones when operating a motor vehicle or anywhere the inability to hear outside sounds may present a danger to you or others. Check and follow local laws regarding headphone use.
- Sounds that you rely on as reminders or warnings may have an unfamiliar character when using headphones. Be aware of how these sounds may vary in character so you can recognize them as needed.
- Do not drop, sit on, or allow the headphones to be immersed in water.

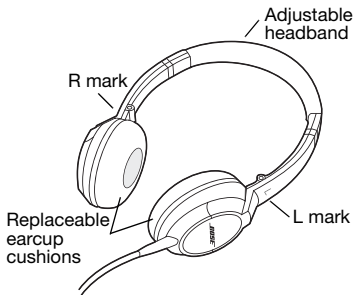
**WARNING:** *DO NOT use mobile phone adapters to connect headphones to airplane seat jacks, as this could result in personal injury such as burns or property damage due to overheating. Remove and disconnect immediately if you experience warming sensation or loss of audio.*

# Introduction

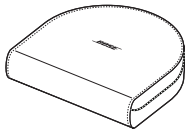
---

Thank you for purchasing the Bose® OE2 audio headphones. Enjoy your music with smooth, full range sound, a comfortable on-ear fit and a contoured design that folds up for easy portability.

## Components




Audio cable



Carry case

## Storing your headphones

---

**1****2****3**

**Note:** Do not try to exceed the limits of the pivots or over-rotate the earcups.

## Using your headphones

---

### **Wearing the headphones**

After removing the headphones from the case and unfolding them (see page 4), put on the headphones using the markings that identify the left (L) and right (R) earcups. Adjust the headband so it rests gently on top of your head and the earcup cushions fit comfortably on your ears.

### **Cleaning the headphones**

The Bose® OE2 audio headphones do not require scheduled cleaning. Should cleaning be necessary, simply wipe the outside surfaces with a soft cloth. Be sure the earcup ports are kept clear, and that no moisture is allowed to get inside the earcup.

### **Replacement parts and accessories**

Replacement parts and accessories such as the carry case, earcup cushion, and the audio cable can be ordered through Bose® Customer Service. See the contact information for your area included in this guide.

## Troubleshooting

If you experience any trouble using your headphones, try the following troubleshooting instructions.

| <b>Problem</b>                       | <b>What to do</b>   |
|--------------------------------------|---|
| No audio or audio in one earcup only | <ul style="list-style-type: none"><li>• Ensure both ends of the audio cable are securely connected.</li><li>• Try a different audio device.</li></ul> |
| Distorted bass                       | <ul style="list-style-type: none"><li>• Ensure both earcup cushions are firmly secured.</li></ul>   |
| Misshaped earcup cushion             | <ul style="list-style-type: none"><li>• The high-density earcup foam will regain its shape after a few minutes in a neutral position.</li></ul>       |

If any problem persists, contact Bose® Customer Service. See the phone number for your area, included in this guide.

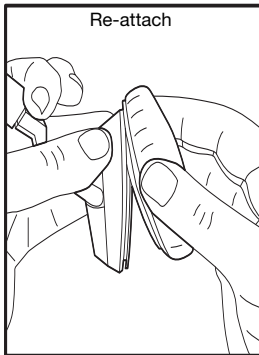
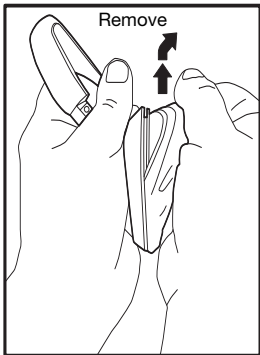
## Replacing earcup cushions

### Remove earcup cushion:

1. Grasp the earcup cushion securely.
2. Pull up and out to remove the earcup cushion.

### Re-attach earcup cushion:

1. Place the edge of the earcup cushion skirt into the slot behind the earcup flange.
2. Work the remainder of the skirt into the slot all the way around the earcup.



## Limited Warranty

Your Bose® headphones are covered by a limited warranty. Details of the limited warranty are provided on the product registration card that is included in the carton. Please refer to the card for instructions on how to register. Failure to register will not affect your limited warranty rights.

What you must do to obtain Limited Warranty Service:

Return product, with proof of purchase from an authorized Bose dealer, using the following procedures:

1. Contact the Bose organization in your country/region (visit [Global.Bose.com/register](http://Global.Bose.com/register) for Bose contact information in your country/region) for specific return and shipping instructions;
2. Label and ship the product, freight prepaid, to the address provided by the Bose organization in your country; and
3. Place any necessary return authorization number prominently on the outside of the carton. Cartons not bearing a return authorization number, where required, will be refused.

**Note:** *The serial number is located on the warranty card included in the carton.*



| <b>Names and Contents of Toxic or Hazardous Substances or Elements</b>   |  |              |              |                     |                               |                                     |
|--|--|--------------|--------------|---------------------|-------------------------------|-------------------------------------|
|  | Toxic or Hazardous Substances and Elements |              |              |                     |                               |                                     |
| Part Name  | Lead (Pb)                                  | Mercury (Hg) | Cadmium (Cd) | Hexavalent (CR(VI)) | Polybrominated Biphenyl (PBB) | Polybrominated diphenylether (PBDE) |
| PCBs   | X  | 0            | 0            | 0                   | 0                             | 0                                   |
| Metal parts  | X  | 0            | 0            | 0                   | 0                             | 0                                   |
| Plastic parts  | 0  | 0            | 0            | 0                   | 0                             | 0                                   |
| Speakers   | X  | 0            | 0            | 0                   | 0                             | 0                                   |
| Cables   | X  | 0            | 0            | 0                   | 0                             | 0                                   |
| 0: Indicates that this toxic or hazardous substance contained in all of the homogeneous materials for this part is below the limit requirement in SJ/T 11363-2006.               |  |              |              |                     |                               |                                     |
| X: Indicates that this toxic or hazardous substance contained in at least one of the homogeneous materials used for this part is above the limit requirement in SJ/T 11363-2006. |  |              |              |                     |                               |                                     |

©2011 Bose Corporation. No part of this work may be reproduced, modified, distributed, or otherwise used without prior written permission.

## BOSE CORPORATION

---

### USA

The Mountain,  
Framingham, MA, 01701  
888 757 9943  
owners.Bose.com

### Canada

9133 Leslie Street,  
Suite 120, L4B 4N1  
800 905 2177  
www.Bose.ca

### Australia

Unit 3/2 Holker  
St.Newington NSW, 2127  
1 800 061 046  
www.Bose.com.au

### Belgique/Belgie

B-3700 Tongeren  
012 390 800  
www.Bosebelgium.be

### China

2203-2305 22F, West Gate  
Tower/1038 West Nanjing  
Road-MeiLongzhen Plaza,  
Shanghai, 200041  
86 400 880 2266  
www.Bose.cn

### Denmark

2605 Brøndby  
4343 7777  
www.Bose.dk

### Deutschland

D-61381 Friedrichsdorf  
0 6172 71040  
www.Bose.de

### France

78100 Saint Germain en  
Laye  
01 30 61 67 39  
www.Bosefrance.fr

### India

Shriram Bhartiya Kala  
Kendra, 1 Copernicus  
Marg, New Delhi, 100-001  
1 800 11 2673  
www.Boseindia.com

### Ireland

Castlebury Road,  
Carrickmacross, Co  
Monaghan  
42 967 1500  
www.Bose.ie

### Italia

Via della Magliana 876  
Roma, 00148  
800 832 277  
www.Bose.it

### Japan

3` dV <Z&Z  
DY&fj RJE 3f 7UZX  
#)l\$ > Rdfj R^ RTY  
DY&fj R\ffEE` \j` " & !!! %&  
! & (! !)! ! #"  
h h h Z' dVZ' 7a

### Mexico

Paseo de las Palmas # 405,  
11000  
001 866 693 2673  
www.Bose.com.mx

### Nederland

1135 GE Edam  
0299 390290  
www.Bose.nl

### New Zealand

0800 501 511  
www.Bose.co.nz

**Norge**

N-2213 Kongsvinger  
62 82 15 60  
[www.Bose.no](http://www.Bose.no)

**Österreich**

Wienerbergstrasse 7  
(10. OG)  
01 6040 4340  
[www.Bose.at](http://www.Bose.at)

**Schweiz**

Hauptstrasse 134  
061 975 77 33  
[www.Bose.ch](http://www.Bose.ch)

**Sverige**

S-43153 Mölndal  
031 878850  
[www.Bose.se](http://www.Bose.se)

**United Kingdom**

1 Ambley Green,  
Gillingham Business Park,  
Gillingham, Kent, ME8 ONJ  
0844 209 2630  
[Info\\_uk@Bose.com](mailto:Info_uk@Bose.com)

**Hong Kong**

Suite 1203, Midas Plaza, 1  
Tai Yau Street, San Po  
Kong, Kowloon, Hong  
Kong  
852 2123 9000  
[support\\_hk@Bose.com](mailto:support_hk@Bose.com)

**Finland**

Kornetintie 6b Helsinki, 380  
010 778 6900  
[www.Bose.fi](http://www.Bose.fi)

**Poland**

ul. Woloska 12  
Warszawa, 02-675  
+48 (0)22-8522928  
[www.Bose.pl](http://www.Bose.pl)

**World Wide Web**

[www.Bose.com](http://www.Bose.com)  
[www.Boseeurope.com](http://www.Boseeurope.com)



346799-0010

***BOSE***<sup>®</sup>  
*Better sound through research*<sup>®</sup>

©2011 Bose Corporation, The Mountain,  
Framingham, MA 01701-9168 USA  
AM346799 Rev.0F